

# Abstract#407P: Cross-sectoral colorectal cancer (CRC) care in Germany in the context of the COVID-19 pandemic and scarcity of resources.

C. Lugnier<sup>1</sup>, T. Birkner<sup>2</sup>, S. Sommerlatte<sup>3</sup>, H. Hense<sup>2</sup>, A.-L. Kraeft<sup>1</sup>, J. Christmann<sup>4</sup>, S. Foerster<sup>4</sup>, O. Schoffer<sup>2</sup>, A. Stein<sup>5</sup>, R. Reichelt<sup>6</sup>, W. Knaut<sup>7</sup>, C. Biermann<sup>8</sup>, O. Overheu<sup>1</sup>, A. Tannapfel<sup>4</sup>, J. Schildmann<sup>3</sup>, A. Reinacher-Schick<sup>1</sup>, J. Schmitt<sup>2</sup>

<sup>1</sup>Department of Hematology, Oncology and Palliative Care, Ruhr-University Bochum, Bochum, Germany <sup>2</sup>Center for Evidence-based Healthcare, University Hospital Carl Gustav Carus, Dresden, Germany, <sup>3</sup>Institute for History and Ethics of Medicine, Martin Luther Universität Halle-Wittenberg, Halle (Saale), Germany, <sup>4</sup>Institute of Pathology, Georgius Agricola Stiftung Ruhr, Ruhr-University Bochum, Bochum, Germany, <sup>5</sup>Hematology-Oncology Practice Eppendorf (HOPE), Hamburg, Germany, <sup>6</sup>Onkotrakt AG, Hamburg, Germany, <sup>7</sup>Hematology oncology, Centrum for Hematology and Oncology Bethanien, Frankfurt/Main, Germany, <sup>8</sup>Oncology Hematology Department, MVZ Bocholt, Bocholt, Germany

Background

- The COVID-19 pandemic has led to substantial deviations in all segments of cancer care
- We present data on trans-sectoral care focusing on patients with colorectal cancer
- The German health care system defines three major sectors of care (inpatient, outpatient and rehabilitation treatment); data from two sectors were analyzed (inpatient/ outpatient). Additionally, data from German cancer centers (CC) were analyzed focusing on the comparison of University Hospitals (UH) and general hospitals (nonUH) for alterations in care throughout the pandemic.

Methods

- For empirical analyses the following data sources were utilized:
- AOK PLUS, the main health insurance provider in Saxony: Cases diagnosed (CD), preventive colonoscopies, Difference between 2019 and 2020 (in % for screening colonoscopy, CEA)
  - 22 CC of the Working Group for Medical Oncology of the German Cancer Society (AIO): 5 UH/ 17 nonUH: CD per month
  - Data for outpatient care from *Bundesverband Niedergelassener Hämatologen und Onkologen (BNHO)* from 83/88 practices in Germany for Q3 2019/2020 (total number of pts. per practice, sex and age)
  - Data for administered chemotherapy (CTX) in outpatient care from Onkotrakt AG was analyzed showing newly started CTX regimes per month from 19 practices
  - Data from the Institute of Pathology, Ruhr-University Bochum (RUB) for histological diagnosed colorectal lesions (CRL) (malignant/ precancerous)

Results inpatient care

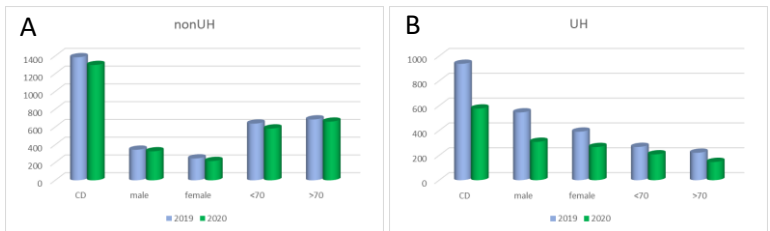


Figure 2: Data from nonUH and UH concerning sex and age at diagnosis and total cases diagnosed comparing 2019/2020. (A) nonUH (B) UH

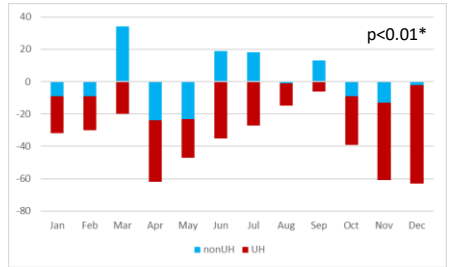


Figure 3: Difference in cases diagnosed per month between 2019-2020 for UH and nonUH (p<0.01 \*)

## Results and Conclusions

- Reduction in CRC cases diagnosed in AOK Plus data for Saxony
- Reduction in preventive colonoscopies in the first wave with normalization over the course of the year 2020
- Alteration in CD with significant difference between UH and nonUH with more regression at UH and probable shift to nonUH during the first and second wave
- NO significant alterations in outpatient care concerning CTX, age and sex

Patients already diagnosed with CRC could be provided with standard of care therapies on regular basis during the first and second wave through the trans-sectoral cancer care established in the German health care system.

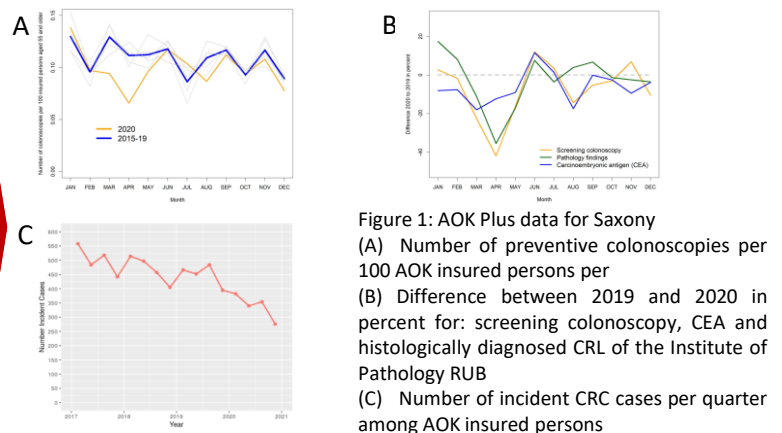


Figure 1: AOK Plus data for Saxony (A) Number of preventive colonoscopies per 100 AOK insured persons per month (B) Difference between 2019 and 2020 in percent for: screening colonoscopy, CEA and histologically diagnosed CRL of the Institute of Pathology RUB (C) Number of incident CRC cases per quarter among AOK insured persons

Results outpatient care

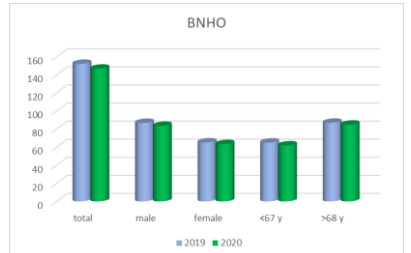


Figure 4: Total N of CRC pts., sex, age per practice treated in outpatient care during calendar quarter 3 of 2019/2020 (83/88 practices)

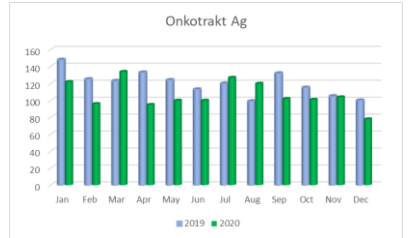


Figure 5: Number of CTX started per month from 19 practices

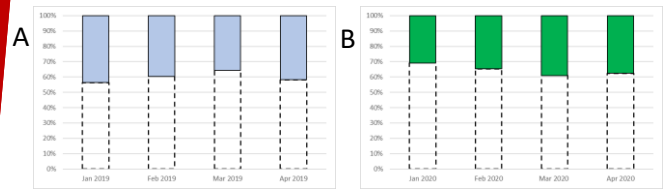


Figure 6: New pts. (blue, green) per total pts. in % with CTX started documented via Onkotrakt AG (A) 01-04/2019 (B) 01-04/2020



Figure 7: COVID-19 waves in Germany